Santa Cruz County ARES
Membership Meeting Minutes

Wednesday, March 19, 2025 at 1900;

In-person at the Emergency Operations Center, 5200 Soquel Avenue

Welcome Roberta AJ6KN (AJ6KN@slvares.org)

Introduction of New Members Bob KO6XX (bob@slvares.org)

- Two new members have joined this month – Alex and Sharon; we hope they join our meetings and we can get to know them

Upcoming Activities All

- POTA – Resumption April 5th 10AM, at Wilder State Park
- Don't feed the Flame, a Wildfire Preparedness event in Pajaro tabling event to include one of our members, Mike, K9VF promoting ARES in Spanish
- Sea Otter Classic, April 10- 13th
- Big Sur International Marathon, April 27th
- Strawberry Fields Forever May 18th; email is being sent for sign-ups shortly

Emergency Response: Resource and tactical nets, assignments Roberta AJ6KN (AJ6KN@slvares.org)

- See attached powerpoint

Emergency Response: Emergency reporting form JoMarie KM6URE (KM6URE@slvares.org)

- See attached powerpoint

Emergency Response: ICS 214 completion Roberta AJ6KN (AJ6KN@slvares.org)

- See attached powerpoint

Voice of the members

- Random topics & questions from the membership

Net Control Recruitment Roberta AJ6KN (AJ6KN@slvares.org)

NET Date	ARES Group	Repeater NET Controller
Thurs, Mar 20	Coastal	Mike, K9VF
Wed, Mar 26	SLV	Ed, N6EMA
Thurs, Apr 3	Coastal	Lisa, KN6IAB
Wed, Apr 9	SLV	Dan, N66RJX
Thurs, Apr 17	Coastal	
Wed, Apr 23	SLV	JoMarie, KM6URE

Next meeting Apr 16 at 1900

Sample Resource and Tactical Scripts and forms for Emergency Nets

Roberta Joiner Roberts, AJ6KN 3/19/2025
Santa Cruz County ARES Net Coordinator
Roberta@slvares.org

1

INTRODUCTION TO ER SAMPLE SCRIPTS AND FORMS

In an emergency, deployment requests may come via email, telephone, or text message if these services are operational. If you think an emergency condition exists in Santa Cruz County, monitor the K6BJ-2m, WR6AOKand WB6ECE-70cm repeaters. If these repeaters are not operating, monitor and transmit on the **output** frequency of K6BJ-2m repeater (CH 26) or WR6AOK (CH 25). If you hear nothing, you may be the first ham on the air. Start a resource net to find out who else may be available.

2

- Summary of Actions in the event of an EVENT that may require ARES:

A. Monitor Repeaters for a Resource net
B. Look at your calendar and see when you are available and determine what equipment you will use.
C. Have your availability and equipment reports ready to report to the Resource Net.
D. Once we are activated, you will be assigned a position and sent to a Tactical net to check in and confirm your instructions. You will check in when you leave for your station, and again when you arrive at your station. You will contact the Tactical Net Control to pass any traffic from people at your station.
E. When your shift ends, a replacement will arrive and you will let Net Control know you are leaving.

3

Resource Nets

- A **Resource Net's** purpose is to determine who is available for what time periods, with what equipment. It should be held on a repeater with wide coverage, such as WB6ECE-70cm. Available resources may be directed to join a tactical net on a different frequency.

4

Tactical Nets

- **Tactical Nets** coordinate the use of resources in a particular local area, likely in coordination with public safety and other volunteer groups. Tactical nets may be simplex or on a repeater with coverage limited to the area of interest.

5

Starting a Resource Net - sample languaging

- This is <NAME>, <CALL SIGN>, Net Control for the Santa Cruz County amateur radio emergency services resources net, which we are starting up prior to an actual activation to determine who might be available and what equipment they might have to deploy with. If there is anyone on this frequency who needs to relocate to another repeater, please go ahead and advise each other now. <PAUSE>
- If there is any priority or emergency traffic now or any anytime during this net, please interrupt and announce your traffic by saying PRIORITY or EMERGENCY. <PAUSE>

6

Tell them what you are doing . . .

- NCS: We are gathering information for any ARES members who are available for a potential activation due to the _____ <*potential debris flow, fire, etc*>. When I ask for you to give your call sign, please give your call sign only, and I will make a list and then call everyone in the order received. Please be ready to give me your name, times that you are available, location, and the equipment that you are ready to deploy with. This would be in the next _____ hours, if we are activated. This is <CALL SIGN>, Net Control.
- NCS: Any available ARES members, please give me your call sign now.

7

You can use paper or this handy form

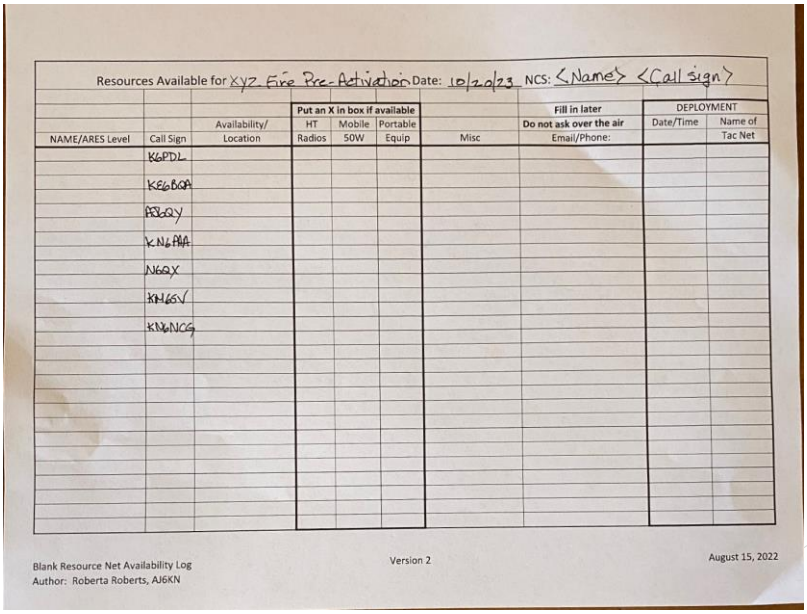

Resources Available for XYZ Fire Pre-Activation Date: 10/20/23 NCS: <Name> <Call sign>

NAME/ARES Level	Call Sign	Availability/ Location	Put an X in box if available: HT Radios	Mobile 50W	Portable Equip	Misc	Fill in later Do not ask over the air Email/Phone:	DEPLOYMENT Date/Time	Name of Tac Net
	K6PDL								
	K6BQA								
	AB6QY								
	KN6AA								
	N6QX								
	KN6SV								
	KN6NCG								

Blank Resource Net Availability Log
Author: Roberta Roberts, AJ6KN

Version 2

August 15, 2022

8

Sample - All info is "made up" except Name + Call signs

Resources Available for XYZ Fire Pre-Activation Date: 10/20/23 NCS: Roberta Roberts, AJ6KN

NAME/ARES Level	Call Sign	Availability/ Location	Put an X in box if available: HT Radios	Mobile 50W	Portable Equip	Misc	Fill in later Do not ask over the air Email/Phone:	DEPLOYMENT Date/Time	Name of Tac Net
Gary / 3	K6PDL	M,W,F 8-4 Aptos	X	X				10/20 0800	XYZ Comm ☆
Ann / 1	K6BQA	Sat/Sun 12-8 Santa Cruz	X		X	extra batteries		10/20 1200	XYZ Comm
Alex / 2	AJ6QY	Tues/Thur 8-8 Bonny Doon	X	X	X	whip/mag mount		10/20 1000	XYZ Comm
Jeff / 1	KN6PAA	M-S 10-8 Redwood Estates	X	X				10/20 1100	XYZ Comm
John / 2	N6QX	Sat/Sun 8-8 Soquel	X	X	X	antennas		10/20 1128	XYZ Comm
Karen / 3	KM6SV	Sat/Sun 10-6	X	X	X	Portable mobile in other cars		10/20 0900	XYZ Comm
Jim / 1	KN6NEG	Fri-Sun 10-6 Aptos	X	X	X	Portable mobile in other cars		10/20 0930	XYZ Comm
Bob / 2	K6GXX	Thur-Sun 7-5 Beulah Pk - SC	X	X	X	HF/Sophie RN Comms		10/20 0730	XYZ Comm
JoMarie / 2	KM6UBE	Fri-Sun 8-6 Benlomond	X	X	X	Portable mobile in other cars		10/20 0845	XYZ Comm
Donna / 1	KN6GYS	M-Th 8-5 Bonny Doon	X		X	whip/mag mount		10/20 0900	XYZ Comm
Stephen / 2	KM6NEP	Fri-Sun 8-8 La Selva Beach	X	X	X	whip/mag/HF		10/20 1000	XYZ Comm
Mark / 1	KN6BBN	M-Th 8-4 HV/Santa Cruz	X			whip/mag mt.		10/20 1230	XYZ Comm
Mike / 2	W6MLB	M-S 6am-10pm Aptos Hills	X	X	X	HF mobile		10/20 1215	XYZ Comm

☆ XYZ Comm = XYZ Communications

Blank Resource Net Availability Log
Author: Roberta Roberts, AJ6KN

Version 2

August 15, 2022

9

Once you've handled everyone . . .

- . Occasionally announce the following:>
- NCS: This is <CALL SIGN>, taking information on resource availability for the _____ in case ARES is activated. This is an open net, so anyone can use this repeater.
- <Handle anyone who comes on the net inquiring, and every 30 minutes or so, make the announcement>
- NCS: This is <CALL SIGN>, <NAME>, net control for the Santa Cruz County ARES resource net that we have started, to take the name, times you are available, location, and equipment that you are ready to deploy with. If you have not already responded, please give me your call sign now.
- <Moderate responses as before>

10

- Continue monitoring until advised by ARES leadership that they need the requested information or that the members will not be needed for deployment.

- NO DEPLOYMENT: If there is no need for deployment, announce this on the repeater, accordingly. ARES leadership may ask you to contact responders and advise them accordingly. When shutting down the resource net, thank everyone who replied and who has been monitoring over the last several hours. Release the repeater to general use and thank the Repeater owners for the use of their repeater.

- DEPLOYMENT: If there is a deployment, make a list of all respondents and send it to ARES Leadership to complete the roster with phone numbers and emails. It will then be sent to the Tactical Net Control for the active event. You may be asked to stay on the Resource Net to continue asking for anyone who is not already deployed to provide assistance with upcoming shifts, or another operator may take over.
- Resource log would go to EOC.ARES@santacruzcountyca.gov and
- John, N6QX, the DEC at jfgerhardt@gmail.com

11

Running a tactical net . . .

- You will be requested to either start the net or take over for someone else. You will have a tactical call as well.
- Deployed stations will likely have a tactical call, which you may assign them
- You will refer to them using their tactical call – they will respond with their tactical call and only give their FCC call sign at the end of transmission or every 10 min.
- You will log traffic on an ICS 214 (or paper and then transfer to ICS 214)
- An ICS 211p is helpful for keeping track of your resources
- You may need to call 911

12

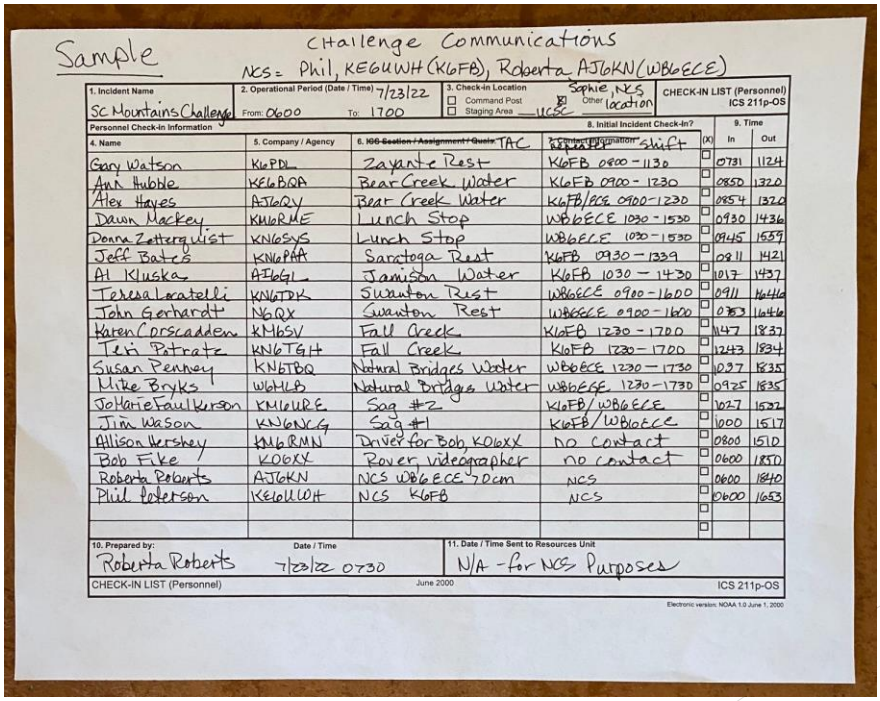

Sample

Challenge Communications

NCS = Phil, KE6UWH (K6FB), Roberta AJ6KN (WB6ECE)

1. Incident Name	2. Operational Period (Date / Time)	3. Check-in Location	CHECK-IN LIST (Personnel) ICS 211p-OS
SC Mountains Challenge	From: 0600 To: 1700 7/23/22	☐ Command Post ☐ Staging Area ___ ICS ☒ Other location Sophie, NCS	

Personnel Check-in Information

4. Name	5. Company / Agency	6. ~~ICS Section / Assignment / Qualif.~~	~~Reporting Information~~	(X)	9. Time In	9. Time Out
Gary Watson	K6PDL	TAC	shift	☐	0731	1124
Ann Hubble	KE6BQA	Zayante Rest	K6FB 0800 – 1130	☐	0850	1320
Alex Hayes	AJ6QV	Bear Creek Water	K6FB 0900 – 1230	☐	0854	1320
Dawn Mackey	KN6RME	Bear Creek Water	K6FB/ECS 0900 – 1230	☐	0930	1436
Donna Zetterquist	KN6SYS	Lunch Stop	WB6ECE 1030 – 1530	☐	0945	1539
Jeff Bates	KN6PAA	Lunch Stop	WB6ECE 1030 – 1530	☐	0911	1421
Al Kluska	AI6GL	Saratoga Rest	K6FB 0930 – 1339	☐	1017	1437
Teresa Loratelli	KN6TDK	Jamison Water	K6FB 1030 – 1430	☐	0911	1646
John Gerhardt	N6QX	Swanton Rest	WB6ECE 0900 – 1600	☐	0953	1646
Karen Corscadden	KN6SV	Fall Creek	WB6ECE 0900 – 1600	☐	1147	1837
Teri Patratz	KN6TGH	Fall Creek	K6FB 1230 – 1700	☐	1243	1834
Susan Penney	KN6TBQ	Natural Bridges Water	WB6ECE 1230 – 1730	☐	1037	1835
Mike Bryks	W6HLB	Natural Bridges Water	WB6ECE 1230 – 1730	☐	0925	1835
JoMarie Faulkerson	KM6URE	Sag #2	K6FB/WB6ECE	☐	1027	1532
Jim Wason	KN6NCG	Sag #1	K6FB/WB6ECE	☐	1000	1517
Allison Hershey	KN6RMN	Driver for Bob, K06XX	no contact	☐	0800	1510
Bob Fike	K06XX	Rover, videographer	no contact	☐	0600	1850
Roberta Roberts	AJ6KN	NCS WB6ECE 70cm	NCS	☐	0600	1840
Phil Peterson	KE6UWH	NCS K6FB	NCS	☐	0600	1653
				☐		
				☐		

10. Prepared by:	Date / Time	11. Date / Time Sent to Resources Unit
Roberta Roberts	7/23/22 0730	N/A - for NCS Purposes

CHECK-IN LIST (Personnel) June 2000 ICS 211p-OS

Electronic version: NOAA 1.0 June 1, 2000

13

Sample script for Tactical Net – feel free to modify as needed

- NC: This is <CALL SIGN>, <NAME>, with Santa Cruz County ARES, net control for the emergency net currently underway in support of the _____event. My tactical call is _____
- Anyone currently using the repeater, we would appreciate it if you would relocate to another repeater at this time. Please go ahead and make arrangements at this time. <PAUSE>
- If there is any priority or emergency traffic now or during the net, please announce this by calling "priority" or "emergency". Is there any priority or emergency traffic now? <PAUSE>
- <If there is emergency traffic, go ahead and take down the information on your EMERGENCY REPORTING FORM and follow it through before starting the net.>

14

- NC: This is a directed net, so please do not communicate until you are requested by Net Control. I have a list of all positions, their tactical call signs and locations. I will do a roll call now for a radio check with each person, and a health and welfare check. Please respond to all requests with your tactical call sign, and only give your FCC call sign at the end of your transmission.
- <Proceed with the roll call, checking radios and health and welfare through the entire roster.>
- NC: If you have an important report or traffic for <TACTICAL NC CALL SIGN>, please call me as follows:
- <TACTICAL NC CALL SIGN> - <YOUR TACTICAL CALL>. Then wait for me to call your tactical call. Proceed with your traffic speaking slowly and clearly, pausing periodically to allow me to write down the details. When you have finished, please say "over". I will confirm your traffic and clear the air waves for the next traffic.
- For example, CHALLENGE COMMUNICATIONS, this is MEDICAL STATION or XYZ COMMUNICATIONS, this is ZAYANTE SHELTER

15

ACTIVITY LOG (ICS 214)

1. Incident Name: ARES POWER 2020-2	**2. Operational Period:** Date From: 8/30/20 Time From: 1300	Date To: 8/30/20 Time To: 1700
3. Name: ARES	**4. ICS Position:** Communications	**5. Home Agency** (and Unit): Santa Cruz County ARES

6. Resources Assigned:

Name	ICS Position	Home Agency (and Unit)
H. HAMM, K6HAM	Radio Operator	Santa Cruz County ARES

7. Activity Log:

Date/Time	Notable Activities
8/30 1250	Checked in at Staging
1251	Directed to go bag check
1300	Finished go bag check
1302	Assigned to Comm Station 3
1303	Reported to Comm Station 3, Directed to set up a communications post
1310	Finished setting up communications post, post open to accept emergency reports
1312	Accepted report of unconscious person (K6HAM-001),
	reported to emergency dispatch; reporter would not maintain social distance
1315	Accepted reports of smoke plume sighting (K6HAM-002)
	and cat stuck in tree (K6HAM-003),
	reported smoke plume to emergency dispatch (K6HAM-002)
1317	Reported cat stuck in tree to emergency dispatch (K6HAM-003)
1318	Directed to clean up communications post, post closed
1322	Received evaluation from monitor
1330	Directed to report to staging for checkout
1332	Reported to Staging, checked out

8. Prepared by: Name: H. HAMM, K6HAM Position/Title: Radio Operator Signature: _____

ICS 214, Page 1 Date/Time: 8/30/20 1333

Activities described may include notable Occurrences or events such as task assignments, Completions, injuries, difficulties encountered, etc.

Also, to track personal work habits by adding columns such as "Action Required," Delegated To," "Status," etc.

20

ACTIVITY LOG (ICS 214)

1. Incident Name:	2. Operational Period: Date From: 1/3/23 Date To: 1/3/23 Time From: 0700 Time To: 1216	
1/3/23Atmospheric River Winter Storm Even		
3. Name: Roberta Roberts, AJ6KN	**4. ICS Position:** Communications	**5. Home Agency** (and Unit): SC County ARES

6. Resources Assigned:

Name	ICS Position	Home Agency (and Unit)
Karen Corscadden, KM6SV	Communications (for CERT/ARES)	SC County ARES
Debra Lewis, KM6HGI	Communications (for CERT)	SC County ARES
Christian Temus, AC3T	Communications (for CERT)	SC County ARES
Sebastian Steinhauer, KK6FBF	Communications (for EE)	

21

7. Activity Log:

Date/Time	Notable Activities
1/3/23 0710	Checked into the net
0715	Karen KM6SV checked in - Tactical is Trailer
0716	Debra KM6HGI checked in - Tactical is CERT
0716	Christian AC3T checked in - Tactical is CERT
0720	Sebastian KK6FBF checked in - Tactical is EE
0820	Determining what repeaters are useable; PL has changed on WB6ECE 2m to 110.9; I am unable to
	transmit but can hear clearly.
0800	John, N6QX is at the County EOC - assisting with radio checks
0934	Christian on ECE 2m; about to leave from base of WH Cyn road to begin notification AC3T
	They were unable to use WB6ECE 70cm so are using ECE 2m
0940	someone trying to key ECE2 unsuccessfully; fixed my PL and am back on the air.
0952	KM6SV reports that CERT has made it past both culverts without incident and a local resident is
	assisting so that they can finish faster.
0954	Sebastian reports that they have unloaded the horse at Pigeon Point
1015-1018	[illegible]

22

Reporting Form

v.2025

JoMarie Faulkerson, KM6URE

03/19/2025

1

Anatomy of an Emergency Report

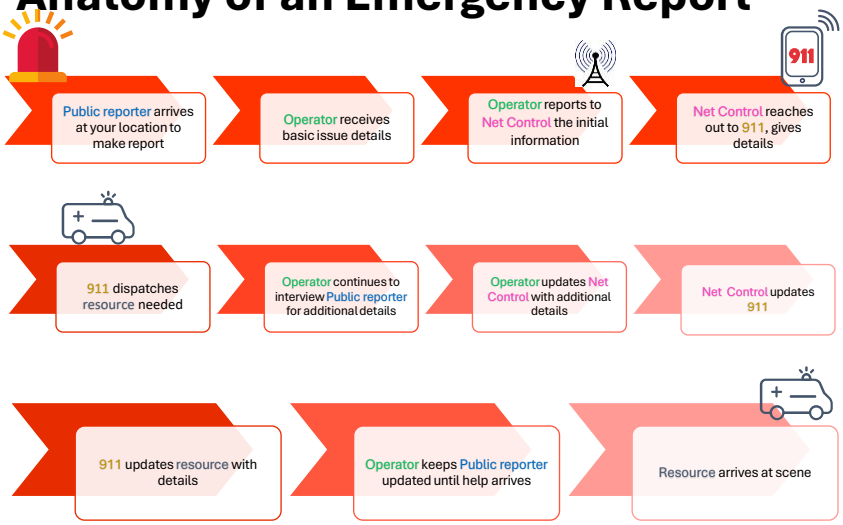

2

Emergency Reporting Form

- Created (during early days of PSPS) to capture relevant information for 911
- Designed to be:
  - Printed double sided
  - Used single sided (in most cases)
  - A place to record info
  - A prompt to help remember what to ask a reporting party
- Find the relevant side, section, and subsection before you start writing (Medical, Fire, Police, Other)
- Don't hesitate to use multiple sections if appropriate (e.g. a car accident with an injured person would use both fire and medical)
- Use multiple sheets if necessary (e.g. two people with medical issues)





3

Person with Emergency Approaches

"I need help!!! My son is having trouble breathing! Please help me, I don't know what to do!"

↓

Extract the relevant information (RED)

- Trouble breathing → Type: Medical
- Trouble breathing → Summary
- Son → Gender: male
- Trouble breathing → chief complaint
- Trouble breathing → is breathing, yes

↓

Ask for critical information needed to make initial report (PINK)

Enough information to determine type of emergency

Location of the emergency



Emergency Reporting
Date: / / Time: Station: Report ID (Call-S/N): -

Type: Medical:___ Fire:___ Police:___ Other:___
Summary:___
Location:___

Reporters Info (Do NOT Transmit Name):
Name:___
Phone:___
Address:___
City:___

Medical:
Patient Info: Age:___ Gender:___
Name (Do NOT Transmit):___
Conscious:___ Breathing:___ Bleeding:___
Chest Pain:___ Numbness in Arm:___
Chief Complaint:___
Other Symptoms:___
Allergies:___

Fire Department:
Fire: Size:___
What is burning:___
All Evacuated:___ Number Not Evacuated:___
Details:___
Where Not Evacuated:___
Non-Ambulatory:___

Gas Smell: Gas Main Hit:___ Size of Pipe:___
Hissing:___ Hit By What:___
Gas Shut Off:___ Where:___
All Evacuated:___ Number Not Evacuated:___
Where Not Evacuated:___
Non-Ambulatory:___

Power Lines: STAY AWAY FROM ALL DOWNED LINES
Details:___
Tree/Branch On Line:___ Tree Down:___
Sparking:___ Smoking:___ Injuries (Fill Med):___
Power Out in Area:___ Type of Line Down:___

Accident: Vehicle vs:___ Rollover:___
Vehicle:___ Lane(s) Blocked:___ Injuries (Fill Med):___
Trapped in Vehicle:___ #:___ Loc in Veh:___
Details:___

More Details:

Report Taken By:___ Callsign:___
Signature:___ Run Number (from Netcom):___
Version 4.0 DRAFT Revised 11-July-2021
Sheet ___ of ___

4

Make Initial Report to Net Control

Radio: “Communications Net Control, ARES 9.”

Radio: “ARES 9, Communications Net Control. Go ahead.”

Radio: “Communications Net Control, ARES 9, I have a medical emergency at my location of 123 Main Street. <your callsign>”

5

Net Control Makes Initial Report to 911

Phone: “911 what is your emergency?”

Phone: “This is [name], a Radio Operator relaying for another ham radio operator. I have a preliminary report of a medical emergency at 123 Main Street. Detailed report to follow.”

Phone: “Acknowledge preliminary report of a medical emergency at 123 Main Street. Run number is 12345.”

911 may ask for Net Control’s name and contact phone number

6

Interview the Reporter

- Identify additional information needed by using the form.
- Craft compassionate questions to elicit needed information (RED):
  - Is he having any other symptoms?
  - How old is your son?
  - What was he doing prior to?
  - Any history of this before?
- Share that information has been reported to 911
  - Make no promises to the reporter except anything told to you by Net Control or 911 services. In which case it is "911 services says that…".



Emergency Reporting
Date: ___/___/___ Time:_____ Station:_____ Report ID (Call-S/N):_____-_____

Type: Medical:___ Fire:___ Police:___ Other:___
Summary:_____

Location:_____

Reporters Info (Do NOT Transmit Name):
Name:_____
Phone:_____
Address:_____
City:_____

Medical:
Patient Info: Age:_____ Gender:_____
Name (Do NOT Transmit):_____
Conscious:_____ Breathing:_____ Bleeding:_____
Chest Pain:_____ Numbness in Arm:_____
Chief Complaint:_____
Other Symptoms:_____
Allergies:_____

Fire Department:
Fire: Size:_____
What is burning:_____
All Evacuated:_____ Number Not Evacuated:_____
Details:_____
Where Not Evacuated:_____
Non-Ambulatory:_____

Gas Smell: Gas Main Hit:_____ Size of Pipe:_____
Hissing:_____ Hit By What:_____
Gas Shut Off:_____ Where:_____
All Evacuated:_____ Number Not Evacuated:_____
Where Not Evacuated:_____
Non-Ambulatory:_____

Power Lines: STAY AWAY FROM ALL DOWNED LINES
Details:_____
Tree/Branch On Line:_____ Tree Down:_____
Sparking:_____ Smoking:_____ Injuries (Fill Med):_____
Power Out in Area:_____ Type of Line Down:_____

Accident: Vehicle vs:_____ Rollover:_____
Vehicle:_____ Lane(s) Blocked:_____ Injuries (Fill Med):_____
Trapped in Vehicle:_____ #:_____ Loc in Veh:_____
Details:_____

More Details:

Report Taken By:_____ Callsign:_____
Signature:_____ Run Number (from Netcom):_____
Version 4.0 DRAFT Revised 11-July-2021
Sheet ___ of ___

7

Make Detailed Report to Net Control

Radio: "Communications Net Control, ARES 9."

Radio: "ARES 9, Communications Net Control. Go ahead."

Radio: "Communications Net Control, ARES 9, Medical Emergency is a 12-year-old male with difficulty breathing, located at my station. No other symptoms. <your callsign>"

Radio: "ARES 9, Communications Net Control. Confirm medical at your station. Run number is: 12345. <their callsign>"

Remember to speak slowly enough that Net Control can record what you are saying! Use other message passing techniques as appropriate. (e.g. I SPELL)

8

Net Control Makes Update to 911

Phone: "911 what is your emergency?"

Phone: "This is [name], a Radio Operator relaying for another ham radio operator. I have a detailed report for run number 12345."**

Phone: "Go ahead [name]."

Phone: "12-year-old male with difficulty breathing located at 123 Main Street. No other symptoms."

(**If no run number: "I have a detailed report to follow up on my previous call.")

9

Complete rest of form

Ensure all necessary fields on the form are complete (only necessary on one side):

- Header: Date, Time, Station, Report ID
  - You generate the report ID from your call sign and a three digit serial number
  - e.g. K6HAM-001
- Reporters Info: Contact information for the person reporting the emergency
- Footer: Name, callsign, signature, run number, sheet numbers
- To save time, it is recommended to pre-fill some of the required information such as your name and callsign.



Emergency Reporting
Date: ___/___/___ Time: _____ Station: _____ Report ID (Call-S/N): _____-_____

Type: Medical:____ Fire:____ Police:____ Other:____
Summary:_____

Location:_____

Reporters Info (Do NOT Transmit Name):
Name:_____
Phone:_____

Address:_____
City:_____

Medical:

Patient Info: Age:_____ Gender:_____
Name (Do NOT Transmit):_____
Conscious:____ Breathing:____ Bleeding:____
Chest Pain:____ Numbness in Arm:____

Chief Complaint:_____
Other Symptoms:_____
Allergies:_____

Fire Department:

Fire: Size:_____
What is burning:_____
All Evacuated:____ Number Not Evacuated:_____

Details:_____
Where Not Evacuated:_____
Non-Ambulatory:_____

Gas Smell: Gas Main Hit:____ Size of Pipe:_____
Hissing:____ Hit By What:_____
Gas Shut Off:____ Where:_____

All Evacuated:____ Number Not Evacuated:_____
Where Not Evacuated:_____
Non-Ambulatory:_____

Power Lines: STAY AWAY FROM ALL DOWNED LINES
Details:_____

Tree/Branch On Line:____ Tree Down:____
Sparking:____ Smoking:____ Injuries (Fill Med):____
Power Out in Area:____ Type of Line Down:_____

Accident: Vehicle vs:_____ Rollover:____
Vehicle:____ Lane(s) Blocked:____ Injuries (Fill Med):____
Trapped in Vehicle:____ #:____ Loc in Veh:_____

Details:_____

More Details:

Report Taken By:_____ Callsign:_____
Signature:_____ Run Number (from Netcom):_____

Version 4.0 DRAFT Revised 11-July-2021

Sheet ____ of ____

10

Finishing Touches

- Log receipt of an emergency report and notification to dispatch on your ICS 214 form!
- Make sure to put the Report ID on the ICS 214!
- If you run out of time to fill this out, using just the Report ID is acceptable. E.g. "Received K6HAM-002" and "Reported K6HAM-002"

- Most of the time, nothing happens. Sometimes, everything happens at once.
- When multiple emergencies happen simultaneously, triage them according to the following:

1. **Life**: Threats to life or serious injury.
2. **Property**: Danger of significant destruction.
3. **Environment**: Destruction or pollution.
4. **All Others**: Anything else.

11